

Specimen Collection

f o r d r u g o f a b u s e t e s t i n g



Starplex Scientific Inc. presents a new family of products designed for drug testing applications

s a f e t y , q u a l i t y

& r e l i a b i l i t y

Registered to ISO 9001:2000



Kangapack™ Containers



Ideal for split specimens and automated specimen-processing systems. The primary container features an insert, which houses the secondary specimen container with a secure friction fit. Available with the standard O-Ring cap or the unique, re-sealable DisCap™.

Starplex® No.	Description	Cap	Type	Units/Case
K902-1WNL	90ml Kangapack™ with minimum fill line and insert for 20ml vial	white O-Ring	Non-sterile	400
K902-5WNL	90ml Kangapack™ with minimum fill line and insert for 20ml vial	white DisCap™	Non-sterile	400
WB902-5WNL	90ml wide-mouth container	white DisCap™	Non-sterile	400
B202-1WNL	20ml vial with minimum fill line	white O-Ring	Non-sterile	800

Spout Cap™ Containers



This semi-closed system is perfect for pouring specimens and reducing the risk of contamination. It is composed of a durable, polypropylene container and a spout cap. The spout opens easily and closes securely to maintain a leak-resistant seal.

Starplex® No.	Description	Cap	Type	Units/Case
WB902-SYN	90ml wide-mouth container	yellow Spout Cap™	Non-sterile	400
B1202-SYN	120ml container	yellow Spout Cap™	Non-sterile	300
WB902-SO-OR	90ml wide-mouth container, sterile tab label, individually wrapped in O.R. pack	orange Spout Cap™	Sterile	100
WB902-SO-CA	90ml wide-mouth container, sterile tab label, with a preservative tube, individually wrapped in O.R. pack	orange Spout Cap™	Sterile	100

Pour-Off Cup



6.5 ounce graduated polypropylene container with a pour spout for collecting and dispensing specimens. Accurate filling with less risk of spillage and contamination.

Starplex® No.	Description	Type	Units/Case
V8812	6.5 oz polypropylene Pour-Off cup, bulk packed	Non-sterile	500

LeakBuster™ Containers



Premium quality plastic containers in variety of sizes for the collection and transportation of specimens. These straight-sided containers are stable, stackable and conserve space in storage. The O-Ring cap is designed to grip the top and sides of the container for additional contact and a better seal. The QuickTurn™ cap, for wide-mouth 90ml and 120ml containers, features a double-thread design which allows the cap to be securely affixed with only a quarter-turn. Available in both sterile and non-sterile formats.

Starplex® No.	Description	Cap	Type	Units/Case
B602-1O	60ml specimen container, sterile tab label	orange O-Ring	Sterile	500
B902-1O	90ml specimen container, sterile tab label	orange O-Ring	Sterile	400
WB902-1O	90ml wide-mouth specimen container, sterile tab label	orange O-Ring	Sterile	400
B1202-1O	120ml specimen container, sterile tab label	orange O-Ring	Sterile	300

False Bottom Vials

5ml polypropylene false bottom vial with a conical insert, which prevents the probe from crashing in automated analyzer systems. Tapered end for smooth placement into racking. The false bottom vial facilitates the automation process with an orientation identifier and an indicator for barcode label placement. Threaded or non-threaded vial. Available in two different colours: clear (for easy inspection) and amber (for light sensitive components).

Starplex® No.	Description	Type	Units/Case
V8987	5ml clear, non-threaded false bottom vial, non-labeled	Non-sterile	1500
V8991	5ml clear, threaded false bottom vial, non-labeled	Non-sterile	1500
V055-VO	5ml amber, threaded false bottom vial, non-labeled	Non-sterile	1500
V9199	Light blue plug cap	Non-sterile	6000
V9201	White flat screw cap	Non-sterile	6000




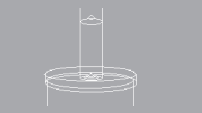





Specimen Collection Instructions

f o r d r u g o f a b u s e t e s t i n g

Components Required:

6.5oz Pour-Off Cup • Kangapack™ or specimen container with DisCap™ • False bottom tube and cap

Step 1		Collect the specimen in the 6.5 oz Pour-Off Cup.
Step 2		Pour off the desired amount of specimen into the container. If using a Kangapack™, fill both primary and secondary containers to the MIN. FILL line. Firmly twist the cap onto the container to reseal.
Step 3		Using your thumb and forefinger, snap off the DisCap™ disk from the cap.
Step 4		Place a transport tube against the pour spout area. Invert the tube and container together.
Step 5		Squeeze the sides of the container to dispense approx. 1ml of specimen. Turn the container right side up and place onto a flat surface.
Step 6		To seal the container, invert the DisCap™ disk and press firmly onto the open pour spout.
Step 7		The specimen is now ready for testing. Close the tube with a screw cap (for transport) or a plug cap (for storage).

The container Kangapack™ with DisCap™ complies with DOT and NIDA specifications for split specimen collection.

For more product information and free samples, call 1-800-665-0954

vision statement

Starplex Scientific Inc. is dedicated to the development of innovative, premium quality plastic disposables; providing reliable specimen transportation for many facets of the health care industry. Focused on and responsive to the needs of the customer, Starplex strives to anticipate the evolving market requirements and work co-operatively with customers to implement unique, effective solutions.

record of reliability

Our origins date back to the 70's, and since then we have become a prominent supplier to the medical industry. Our sales and distribution coverage includes every state and province of North America, supported by a state-of-the-art manufacturing plant in Canada. We are privileged to supply literally thousands of hospitals, laboratories and health care facilities with Starplex products.



50 A Steinway Blvd., Etobicoke, Ontario, Canada M9W 6Y3
tel: (416) 674-7474 / fax: (416) 674-6067 / toll free: 1-800-665-0954
email: info@starplexscientific.com / web: www.starplexscientific.com